

Dell PowerEdge™ Software Support Matrix

- [Supported Microsoft Windows Operating Systems](#)
- [Supported Linux Operating Systems](#)
- [Supported Remote Access Controllers and Solutions](#)
- [Supported Microsoft Windows Operating Systems](#)
- [Supported Linux Operating Systems](#)
- [Supported Remote Access Controllers and Solutions](#)

The Dell PowerEdge Software Support Matrix allows you to identify operating systems and Dell OpenManage™ software that your PowerEdge system supports.


This support matrix offers support information for the following operating systems.


Microsoft® Windows® Operating Systems:

- Microsoft Windows Server® 2003 (Web, Standard, Enterprise, x86 and x64 editions)
- Microsoft Windows Small Business Server 2003 (Standard and Premium editions)
- Microsoft Windows 2000 (Server and Advanced Server)
- Microsoft Windows Storage Server x64 (Express, Workgroup, Standard, and Enterprise editions)
- Microsoft Windows 2000 Professional
- Microsoft Windows XP Professional

Linux Operating Systems:

- SUSE® Linux Enterprise Server 9 (SLES 9), x86-64
- SUSE Linux Enterprise Server 10 (SLES 10), x86-64
- Red Hat® Enterprise Linux 3 (RHEL 3) AS, ES, and WS editions; x86 and x86-64 versions
- Red Hat Enterprise Linux 4 (RHEL 4) AS, ES, and WS editions; x86 and x86-64 versions

 **NOTE:** For Dell OpenManage information specific to VMware®, see the latest Installation Guide, Release Notes, and the VMware Software Compatibility Matrix for Dell Servers at www.dell.com/vmware, under the Dell|VMware Resource Archive section.

 **NOTE:** In addition to operating system support information, this document also offers information on supported Dell Remote Access Controllers (DRAC) and Dell OpenManage Baseboard Management Controller (BMC).

Supported Microsoft Windows Operating Systems

- [Supported Dell OpenManage Installation and Systems Management Software](#)
- [Supported Dell OpenManage Change Management Software](#)
- [Supported Dell OpenManage Systems Management Consoles](#)
- [Supported Remote Access Controllers and Solutions](#)
- [Supported Windows Operating Systems for BMU](#)

Supported Linux Operating Systems

- [Supported Dell OpenManage Installation and Systems Management Software](#)
- [Supported Dell OpenManage Change Management Software](#)
- [Supported Dell OpenManage Systems Management Consoles](#)
- [Supported Linux Operating Systems for BMC Management Utility \(BMU\)](#)

Supported Remote Access Controllers and Solutions

- [Supported Remote Access Controllers and Solutions](#)

Supported Microsoft Windows Operating Systems

Supported Dell OpenManage Installation and Systems Management Software

This section illustrates supported Dell OpenManage systems management software on systems running a supported Windows operating system.

An **X** in the operating system column indicates that the following Dell OpenManage software components are supported with the corresponding PowerEdge system.

- Dell OpenManage Server Assistant
- Dell OpenManage Server Administrator
 - Instrumentation Service
 - Remote Access Service
 - Storage Management Service
 - Diagnostic Service
- Dell PowerEdge Diagnostics

A star (*) indicates operating system support for PowerEdge systems that do not support Dell OpenManage software.

An **A** in the operating system column indicates systems that do not support Server Administrator but support the operating system and Server Assistant.

Table 1. Supported Dell OpenManage Systems Management Software on Systems Running Windows Server 2003 and Server 2000

PowerEdge System	Windows Server 2003 x86				Windows Server 2003 x64		Windows Server 2003 IA64	Windows Small Business Server 2003		Windows Storage Server 2003 x64				Windows 2000	
	Edition	Web	Standard	Enterprise	Standard	Enterprise	Enterprise	Standard	Premium	Express	Workgroup	Standard	Enterprise	Server	Advanced Server

	Service Pack	SP1	R2	R2	R2	R2		R2	R2	R2	R2	R2	R2	SP4	SP4
6950			X	X	X	X									
2950		X	X	X	X	X					X	X	X	X	X
2900			X	X	X	X		X	X			X	X	X	X
1955			X	X	X	X								X	X
1950		X	X	X	X	X								X	X
1900			X	X	X	X		X	X			X	X	X	X
6850			X	X	X	X								X	X
6800			X	X	X	X								X	X
2850		X	X	X	X	X								X	X
2800			X	X	X	X		X	X					X	X
1855			X	X	X	X								X	X
1850		X	X	X	X	X								X	X
1800			X	X	X	X		X	X					X	X
860		X	X		X										
850		X	X		X									X	
840			X		X						X	X			
830			X		X			X	X	X	X			X	
800			X					X	X					X	
1750		X	X	X										X	X
750		X	X											X	
700			X					X	X					X	
6650			X	X										X	X
6600			X	X										X	X
4600			X	X					X					X	X
2650		X	X	X										X	X
2600			X	X				X	X					X	X
1655MC		X	X	X										X	X
1650		X	X	X										X	X
1600SC			X					X	X					X	
650		X	X											X	
600SC			X					X	X					X	
64-bit systems															
7250								*							
7150								*							
3250								*							
PowerEdge SC systems															
SC1435		A	A		A										

SC1430			A		A			A	A						
SC1425		A	A		A									*	
SC1420			A		A			A	A						
SC440			A		A			A	A						
SC430			A		A			A	A						
SC420			A					A	A						

Supported Dell OpenManage Change Management Software

- Dell Update Packages support is indicated by **D**.
- Server Update Utility support is indicated by **S**.


 **NOTE:** Server Update Utility is meant for server updates and may not work on newly released PowerEdge platforms that do not receive any server updates.

Table 2. Supported Dell OpenManage Change Management Software

PowerEdge System	Edition	Windows Server 2003 x86			Windows Server 2003 x64		Windows Server 2003 IA64	Windows Small Business Server 2003		Windows Storage Server 2003 x64				Windows 2000	
		Web	Standard	Enterprise	Standard	Enterprise	Enterprise	Standard	Premium	Express	Workgroup	Standard	Enterprise	Server	Advanced Server
Service Pack		SP1	R2	R2	R2	R2	SP1	SP1	SP1	R2	R2	R2	R2	SP4	SP4
6950			D	D	D	D									
2950		D, S	D, S	D, S	D, S	D, S					D, S	D, S	D, S	D, S	D, S
2900			D, S	D, S	D, S	D, S		D, S	D, S			D, S	D, S	D, S	D, S
1955			D, S	D, S	D, S	D, S								D, S	D, S
1950		D, S	D, S	D, S	D, S	D, S								D, S	D, S
1900			D, S	D, S	D, S	D, S		D, S	D, S			S	S	D, S	D, S
6850			D, S	D, S	D, S	D, S								D, S	D, S
6800			D, S	D, S	D, S	D, S								D, S	D, S
2850		D, S	D, S	D, S	D, S	D, S								D, S	D, S
2800			D, S	D, S	D, S	D, S		D, S	D, S					D, S	D, S

1855			D, S	D, S	D, S	D, S									D, S	D, S
1850		D, S	D, S	D, S	D, S	D, S									D, S	D, S
1800			D, S	D, S	D, S	D, S		D, S	D, S						D, S	D, S
860		D, S	D, S		D, S										D, S	
850		D, S	D, S		D, S										D, S	
840			D, S		D, S			D, S	D, S	D, S	D, S				D, S	
830			D, S		D, S			D, S	D, S	D, S	D, S				D, S	
800			D, S					D, S	D, S						D, S	
1750		D, S	D, S	D, S											D, S	D, S
750		D, S	D, S												D, S	
700			D, S					D, S	D, S						D, S	
6650			D, S	D, S											D, S	D, S
6600			D, S	D, S											D, S	D, S
4600			D, S	D, S					D, S						D, S	D, S
2650		D, S	D, S	D, S											D, S	D, S
2600			D, S	D, S				D, S	D, S						D, S	D, S
1655MC		D, S	D, S	D, S											D, S	D, S
1650		D, S	D, S	D, S											D, S	D, S
1600SC			D, S					D, S	D, S						D, S	
650		D, S	D, S												D, S	
600SC			D, S					D, S	D, S						D, S	
64-bit systems																
7250																
7150																
3250																
PowerEdge SC systems																
SC1435		D	D		D											
SC1430																
SC1425		D, S	D, S		D, S										D,	

																		S	
SC1420																			
SC440																			
SC430																			
SC420																			

Supported Dell OpenManage Systems Management Consoles

Table 3. Dell OpenManage IT Assistant

	Windows Server 2003 x86			Windows Server 2003 x64		Windows Server 2003 IA64	Windows Small Business Server 2003		Windows Storage Server 2003 x64				Windows 2000		Windows 2000 Professional	Windows XP Professional
	Web	Standard	Enterprise	Standard	Enterprise	Enterprise	Standard	Premium	Express	Workgroup	Standard	Enterprise	Server	Advanced Server		
Service Pack	SP1	R2	R2	R2	R2	SP1	SP1	SP1	R2	R2	R2	R2	SP4	SP4	SP4	SP2
	X	X	X										X	X	X	X

- An **X** indicates operating system support for the IT Assistant.

Table 4. Supported Windows Operating Systems For Remote RACADM

	Windows Server 2003 x86			Windows Server 2003 x64		Windows Server 2003 IA64	Windows Small Business Server 2003		Windows Storage Server 2003 x64				Windows 2000		Windows 2000 Professional	Windows XP Professional
	Web	Standard	Enterprise	Standard	Enterprise	Enterprise	Standard	Premium	Express	Workgroup	Standard	Enterprise	Server	Advanced Server		
Service Pack	SP1	R2	R2	R2	R2	SP1	R2	R2	R2	R2	R2	R2	SP4 Rollup	SP4 Rollup	SP4	SP2
Remote RACADM	X	X	X	X	X								X	X	X	X

Table 5. Supported Windows Operating Systems for BMU

--	--	--	--	--	--	--	--	--	--	--	--	--	--	--	--	--	--	--	--

	Windows Server 2003 32-bit			Windows Server 2003 x64		Windows Server 2003 IA64	Windows Small Business Server 2003		Windows Storage Server 2003 x64				Windows 2000		Windows 2000 Professional	Windows 2000 Professional
Edition	Web	Standard	Enterprise	Standard	Enterprise	Enterprise	Standard	Premium	Express	Workgroup	Standard	Enterprise	Server	Advanced Server		
Service Pack	SP1	R2	R2	R2	R2	SP1	SP1	SP1	R2	R2	R2	R2	SP4 Rollup	SP4 Rollup	SP4	SP1/ SP2
	X	X	X	X	X		X	X					X	X	X	X


Supported Linux Operating Systems

Supported Dell OpenManage Installation and Systems Management Software

This section illustrates supported Dell OpenManage systems management software on systems running a supported Linux operating system.

An **X** in the operating system column indicates that the following Dell OpenManage software components are supported with the corresponding PowerEdge system.

- Dell OpenManage Server Assistant
- Dell OpenManage Server Administrator
 - Instrumentation Service
 - Remote Access Service
 - Storage Management Service
 - Diagnostic Service
- Dell PowerEdge Diagnostics

 **NOTE:** PowerEdge SC systems support PowerEdge Diagnostics, but do not support the Server Administrator Diagnostic Service.

A star (*) indicates operating system support for PowerEdge systems that do not support Dell OpenManage software.

An **A** indicates systems that do not support the Server Administrator but support the operating system and the Server Assistant.

Table 6. Supported Dell OpenManage Installation and Systems Management Software

PowerEdge System	SLES x86-64	RHEL 3 x86	RHEL 3 x86-64	RHEL 3 IA64	RHEL 4 x86	RHEL 4 x86-64	RHEL 4 IA64

	Edition																			
	Service Pack	9.0	10.0	WS	ES	AS	WS	ES	AS	WS	AS	WS	ES	AS	WS	ES	AS	WS	AS	
		SP3	Gold	U6	U6	U6	U6	U6	U6	Gold	Gold	Gold	Gold	Gold	Gold	Gold	Gold	Gold	Gold	
6950			X											X				X		
2950		X	X		X								X				X			
2900		X	X		X								X				X			
1955		X	X	X	X							X	X		X	X				
1950		X	X	X	X							X	X		X	X				
1900		X	X		X								X				X			
6850		X	X			X								X				X		
6800		X	X			X								X				X		
2850					X	X		X	X				X	X		X	X			
2800					X	X		X	X				X	X		X	X			
1855				X	X	X	X	X	X			X	X	X	X	X	X			
1850				X	X	X	X	X	X			X	X	X	X	X	X			
1800				X	X	X	X	X	X			X	X	X	X	X	X			
860		X	X		X								X	X		X	X			
850					X	X							X	X		X	X			
840		X	X		X	X							X	X		X	X			
830					X	X							X	X		X	X			
800				X	X	X		X	X				X	X		X	X			
1750				X	X	X							X	X						
750				X	X	X							X	X						
700					X	X							X	X						
6650						X								X						
6600						X								X						
4600					X	X							X	X						
2650				X	X	X							X	X						
2600					X	X							X	X						
1655MC				X	X	X							X	X						
1650				X	X	X							X	X						
1600SC					X	X														
650				X	X															
600SC					X															
64-bit systems																				
7250												*								*

2850					D, S	D, S		D, S	D, S				D, S	D, S		D, S	D, S		
2800					D, S	D, S		D, S	D, S				D, S	D, S		D, S	D, S		
1855				D, S	D, S	D, S	D, S	D, S	D, S			D, S	D, S	D, S	D, S	D, S	D, S		
1850				D, S	D, S	D, S	D, S	D, S	D, S			D, S	D, S	D, S	D, S	D, S	D, S		
1800				D, S	D, S	D, S	D, S	D, S	D, S			D, S	D, S	D, S	D, S	D, S	D, S		
860		D, S	D, S		D, S								D, S	D, S		D, S	D, S		
850					D, S	D, S							D, S	D, S		D, S	D, S		
840		D, S	D, S		D, S	D, S							D, S	D, S		D, S	D, S		
830					D, S	D, S							D, S	D, S		D, S	D, S		
800				D, S	D, S	D, S		D, S	D, S				D, S	D, S		D, S	D, S		
1750				D, S	D, S	D, S							D, S	D, S					
750				D, S	D, S	D, S							D, S	D, S					
700					D, S	D, S							D, S	D, S					
6650						D, S								D, S					
6600						D, S								D, S					
4600					D, S	D, S							D, S	D, S					
2650				D, S	D, S	D, S							D, S	D, S					
2600					D, S	D, S							D, S	D, S					
1655MC				D, S	D, S	D, S							D, S	D, S					
1650				D, S	D, S	D, S							D, S	D, S					
1600SC					D, S	D, S													
650				D, S	D, S														
600SC					D, S														
64-bit systems																			
7250																			
7150																			
3250																			
PowerEdge SC systems																			

SC1435			D								D	D		D	D				
SC1430																			
SC1425			D, S	D, S		D, S	D, S				D, S	D, S		D, S	D, S	D, S			
SC1420																			
SC440																			
SC430																			
SC420																			

Supported Dell OpenManage Systems Management Consoles

Table 8. Supported Linux Operating Systems For Remote RACADM

	SLES x86-64		RHEL 3 x86			RHEL 3 x86-64			RHEL 3 IA64		RHEL 4 x86			RHEL 4 x86-64			RHEL 4 IA64	
Edition	9.0	10.0	WS	ES	AS	WS	ES	AS	WS	AS	WS	ES	AS	WS	ES	AS	WS	AS
Service Pack	SP3	Gold	U6	U6	U6	U6	U6	U6	Gold	Gold	Gold	Gold	Gold	Gold	Gold	Gold	Gold	Gold
Remote RACADM	X	X	X	X	X	X	X	X			X	X	X	X	X	X		

- An X in the operating system column indicates Remote RACADM support.

Table 9. Supported Linux Operating Systems for BMC Management Utility (BMU)

	SLES x86-64		RHEL 3 x86			RHEL 3 x86-64			RHEL 3 IA64		RHEL 4 x86			RHEL 4 x86-64			RHEL 4 IA64	
Edition	9.0	10.0	WS	ES	AS	WS	ES	AS	WS	AS	WS	ES	AS	WS	ES	AS	WS	AS
Service Pack	SP3	Gold	U6	U6	U6	U6	U6	U6	Gold	Gold	Gold	Gold	Gold	Gold	Gold	Gold	Gold	Gold
	X	X	X	X	X	X	X	X			X	X	X	X	X	X		

- An X in the operating system column indicates BMC Console support.

Supported Remote Access Controllers and Solutions

Supported Remote Access Controller versions and firmware, as well as supported BMC IPMI protocol versions, are listed in Table 10. Table 10 lists the following RAC types:

- Dell Remote Access Controller 5 (DRAC 5)
- Dell Remote Access Controller/Modular Computer (DRAC/MC)
- Dell Remote Access Controller 4 (DRAC 4)
- Dell Remote Access Controller III/XT (DRAC III/XT)
- Dell Embedded Remote Access/Modular Computer (ERA/MC) controller
- Dell Embedded Remote Access/Option (ERA/O) controller
- Dell Embedded Remote Access (ERA) controller
- Dell Remote Access Card III (DRAC III)

Table 10. Supported Remote Access Controllers and Solutions

PowerEdge System	Remote Access Controllers (RACs)		Baseboard Management Controller (BMC)		
	RAC Type	Supported RAC Firmware Version	Integrated BMC	BMC Firmware Version	Supported IPMI Protocol Versions
6950*	DRAC 5	1.0	X	1.0 or later	2.0
2950*	DRAC 5	1.0	X	1.0 or later	2.0
2900*	DRAC 5	1.0	X	1.0 or later	2.0
1955	DRAC/MC	1.3	X	1.0 or later	2.0
1950*	DRAC 5	1.0	X	1.0 or later	2.0
1900*	DRAC 5	1.0	X	1.0 or later	2.0
6850	DRAC 4	1.35	X	1.40 or later	1.5
6800	DRAC 4	1.35	X	1.40 or later	1.5
2850	DRAC 4	1.35	X	1.23 or later	1.5
2800	DRAC 4	1.35	X	1.23 or later	1.5
1855	DRAC/MC	1.3	X	1.0 or later	1.5
1850	DRAC 4	1.35	X	1.23 or later	1.5
1800	DRAC 4	1.35	X	1.23 or later	1.5
860	DRAC 4	1.35	X	1.0 or later	1.5
850	DRAC 4	1.35	X	1.41 or later	1.5
840	DRAC 4	1.35	X	1.0 or later	1.5
830	DRAC 4	1.35	X	1.41 or later	1.5
800	DRAC 4	1.35	X	1.30 or later	1.5
1750	ERA/O	3.35			
750	DRAC III/XT	3.35			
700	DRAC	3.35			

	III/XT				
6650	DRAC III	3.35			
6600	DRAC III	3.35			
4600	DRAC III	3.35			
2650	ERA	3.35			
2600	ERA/O	3.35			
1655MC	ERA/MC	1.44			
1650	ERA/O	3.35			
1600SC	ERA	3.35			
650					
600SC					
64-bit systems					
7250					
7150	DRAC III	3.35			
3250					
PowerEdge SC systems					
SC1435			X	1.0 or later	2.0
SC1430					
SC1425			X	1.30 or later	1.5
SC1420					
SC440					
SC430					
SC420					
* DRAC 5 support on SLES10 is limited to the managed system and to the CLI only. DRAC 5 does not support the out-of-band GUI on the management station.					

Information in this document is subject to change without notice.

© 2006 Dell Inc. All rights reserved.

Reproduction in any manner whatsoever without the written permission of Dell Inc. is strictly forbidden.

Trademarks used in this text: *Dell*, the *DELL* logo, *PowerEdge*, and *OpenManage* are trademarks of Dell Inc.; *Red Hat* is a registered trademark of Red Hat, Inc.; *SUSE* is a registered trademark of Novell Inc.; *Microsoft*, *Windows*, and *Windows Server* are registered trademarks of Microsoft Corporation; *VMware* is a registered trademark of VMware, Inc.

Other trademarks and trade names may be used in this document to refer to either the entities claiming the marks and names or their products. Dell Inc. disclaims any proprietary interest in trademarks and trade names other than its own.

October 2006